

SAUNA Specialist

ESKER M56

4472860

1980 Rue Monterey, Laval, QC H7L 3S3, Canada

1(855) 689-2422



Name/Code-Nom/Code	4472860	Sheet–Feuille	1
Drawing-Dessin	3D	Scale-Échelle	
Material	44x135 [1.7″x5.3″]	Date	06.10.2026
Drawn-Dessiné	SRM	File	4472860.dwg

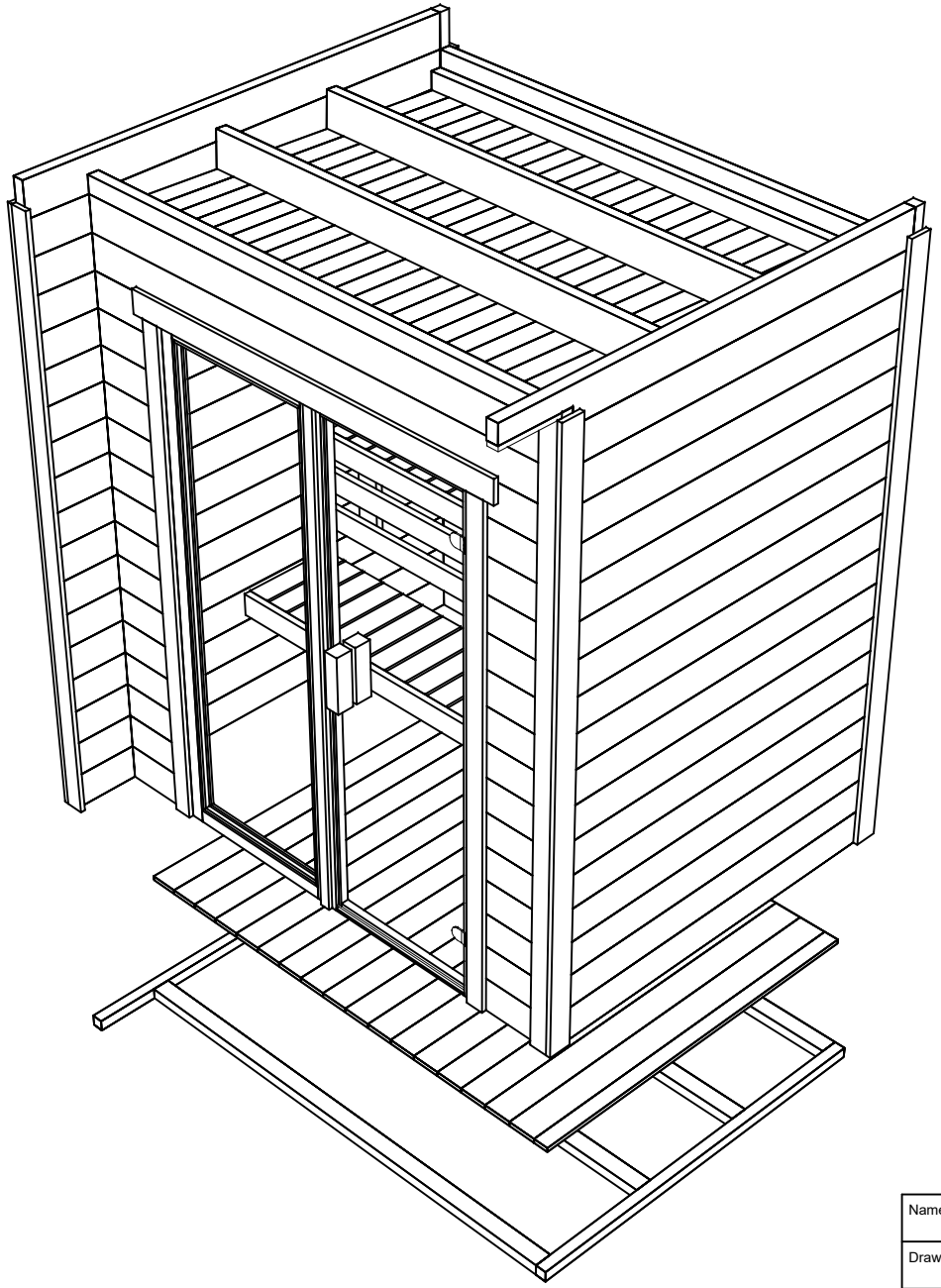

Name/Code-Nom/Code	4472860	Sheet--Feuille	2
Drawing-Dessin	3D	Scale-Échelle	
Material	44x135 [1.7″x5.3″]	Date	06.10.2026
Drawn-Dessiné	SRM	File	4472860.dwg

H = 1.700 m [5'-7"]
TOTAL: 3.01 m² [32.40 ft²]

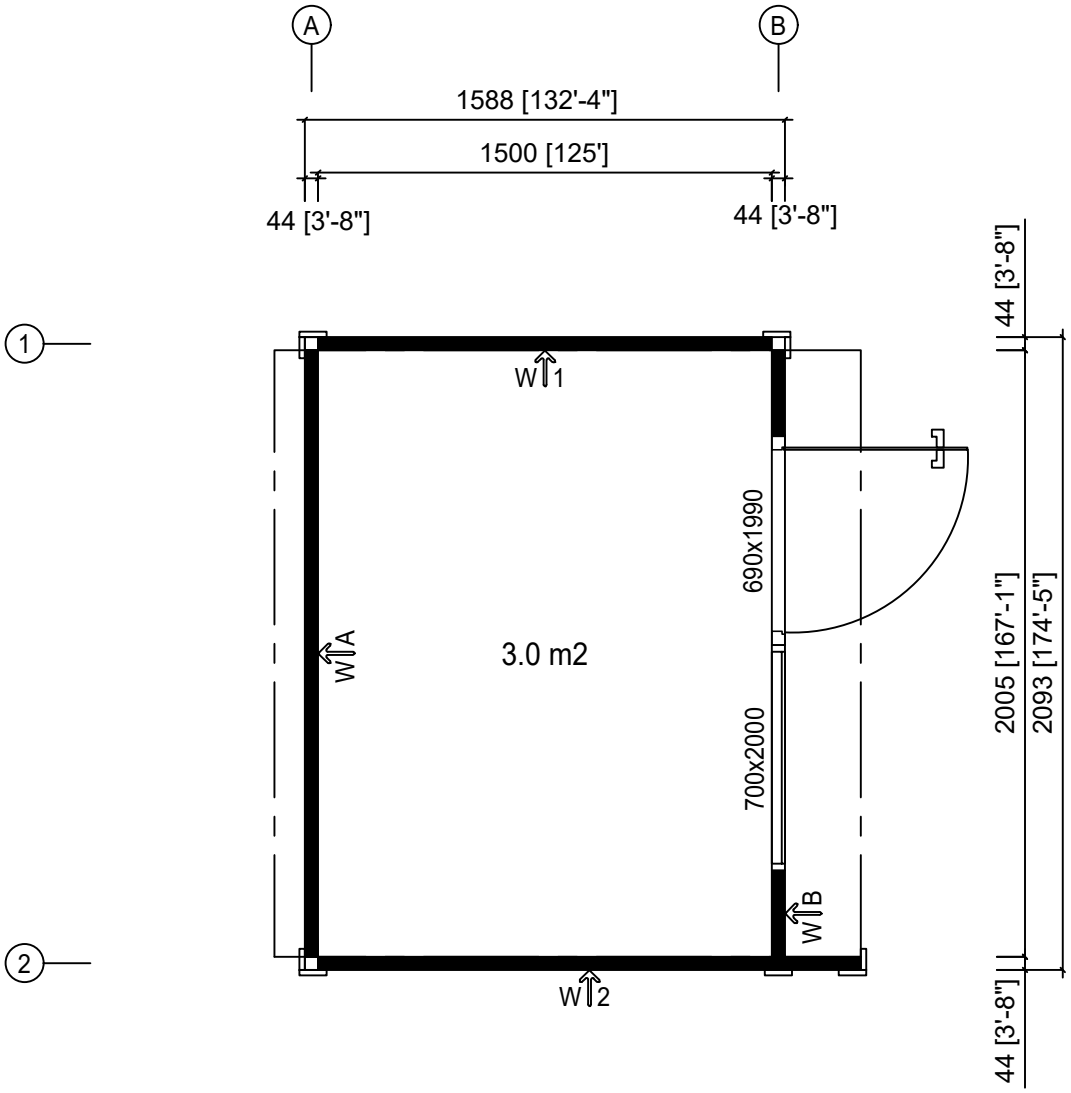

Name/Code-Nom/Code	4472860	Sheet–Feuille	3
Drawing-Dessin	GROUND PLAN – PLAN AU SOL	Scale-Échelle	1:25
Material-Matériau	44x135 [1.7″x5.3″]	Date	06.10.2026
Drawn-Dessiné	SRM	File	4472860.dwg

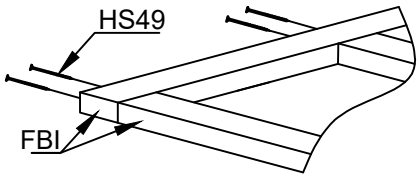

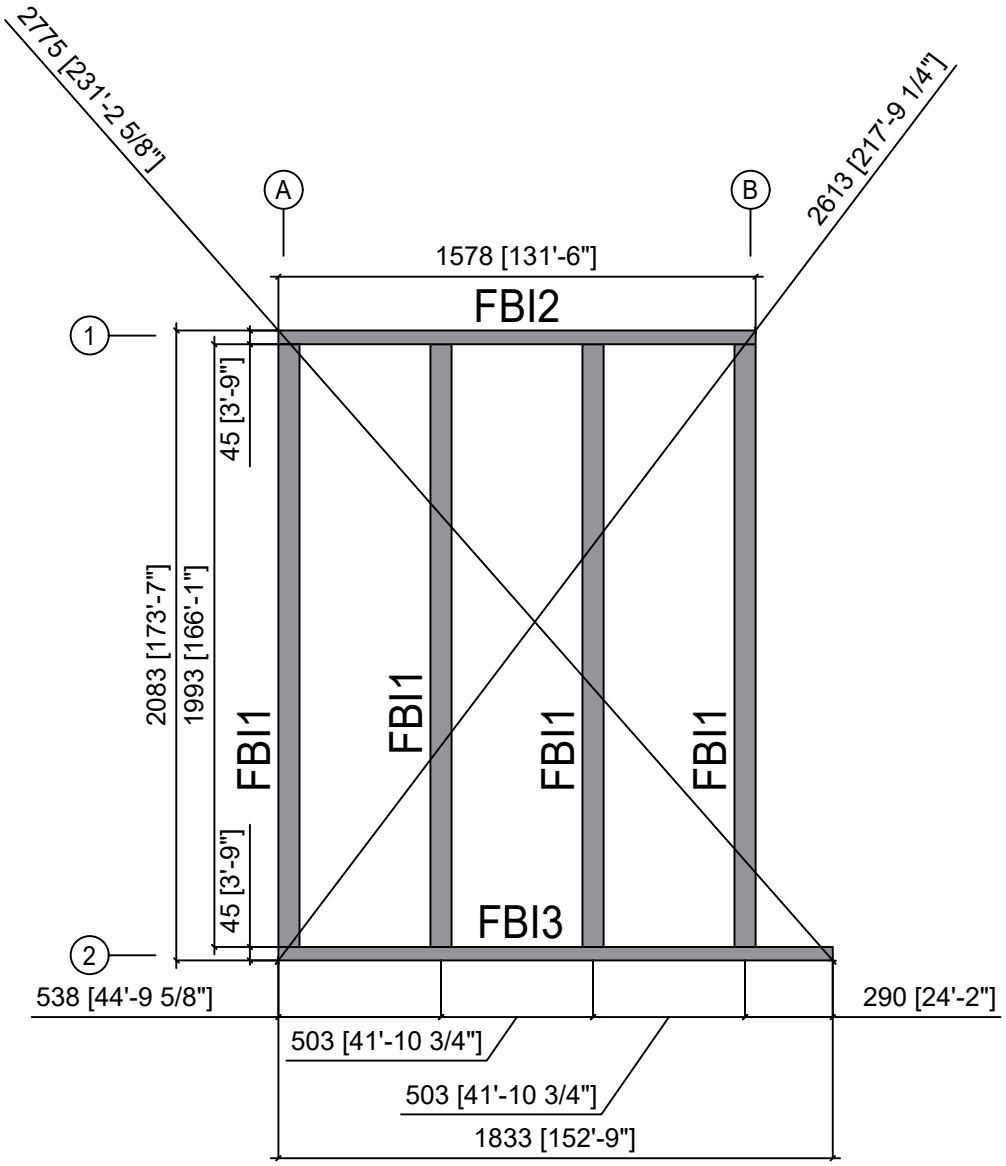

Name/Code-Nom/Code	4472860	Sheet–Feuille	4
Drawing-Dessin	BASE FRAME IMPR. – CADRE DE FOND. IMPR.	Scale-Échelle	1:25
Material-Matériau	70x45[1.8″x1.8″]	Date	06.10.2026
Drawn-Dessiné	SRM	File	4472860.dwg

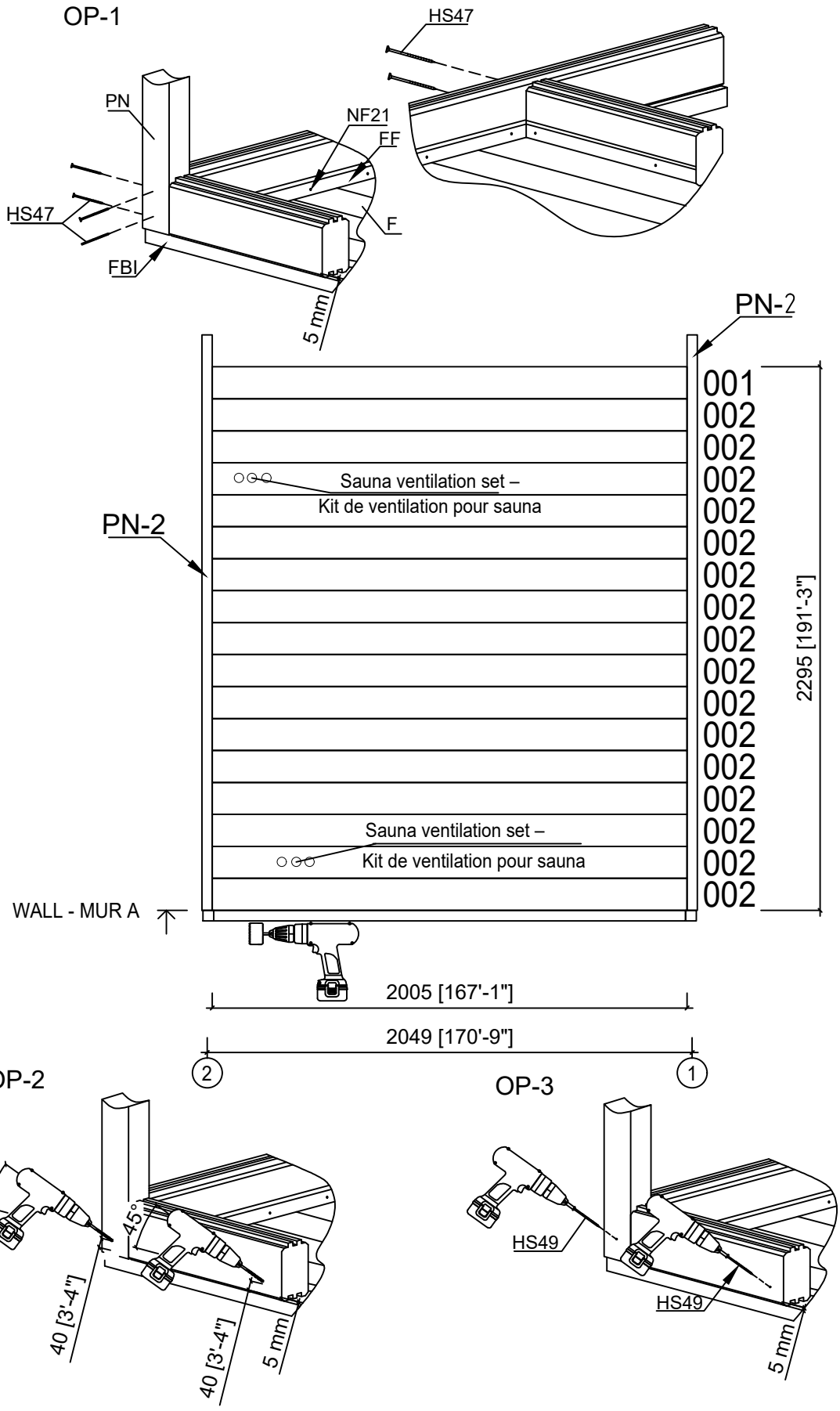

Note: Please make sure that the ventilation openings are not covered from the inside with the sauna bench! –
Note : Veuillez vous assurer que les ouvertures de ventilation ne sont pas couvertes de l'intérieur par la banquette de sauna !

Name/Code-Nom/Code	4472860	Sheet–Feuille	5
Drawing-Dessin	WALL - MUR B	Scale-Échelle	1:25
Material-Matériau	44x135 [1.7"x5.3"]	Date	06.10.2026
Drawn-Dessiné	SRM	File	4472860.dwg

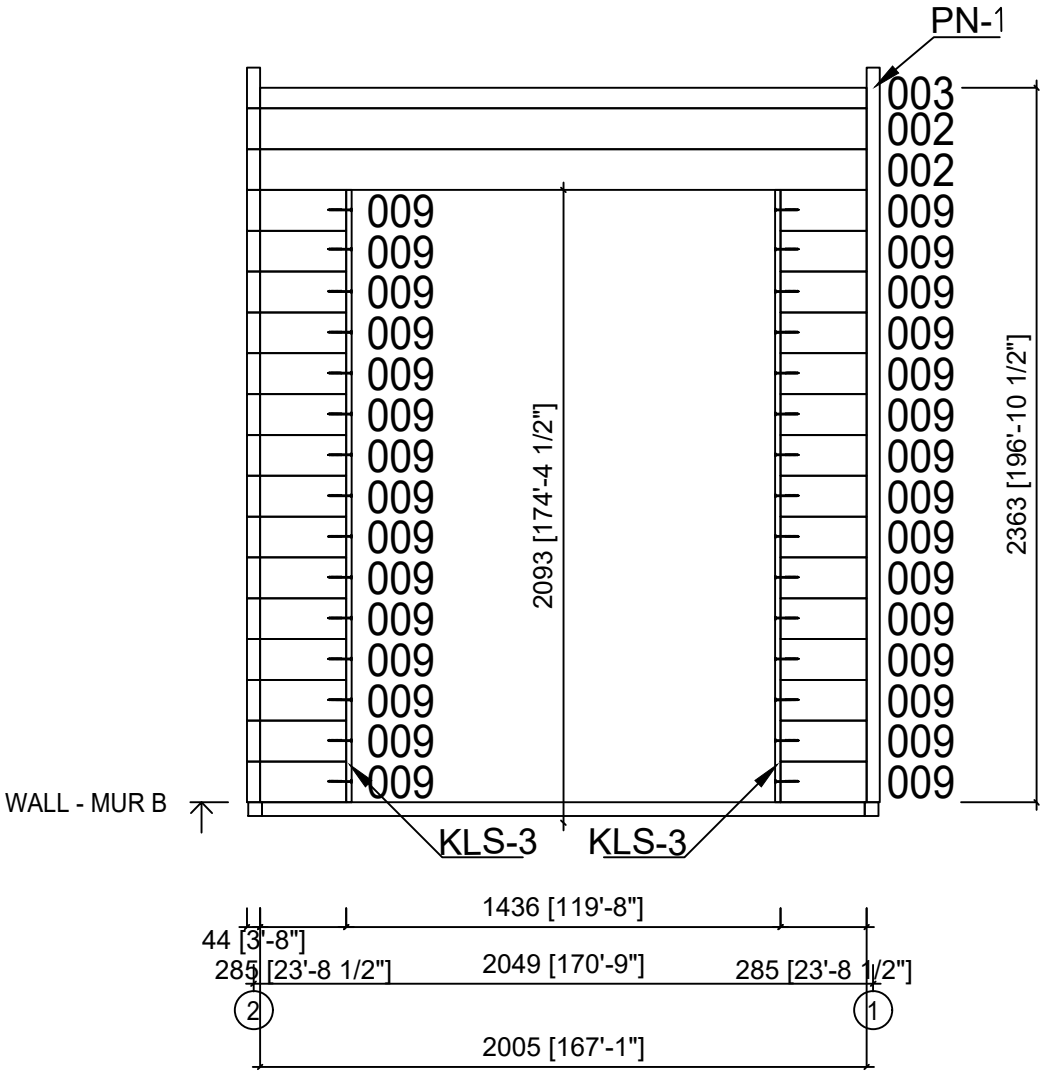
PN-1
003
002
002
009
009
009

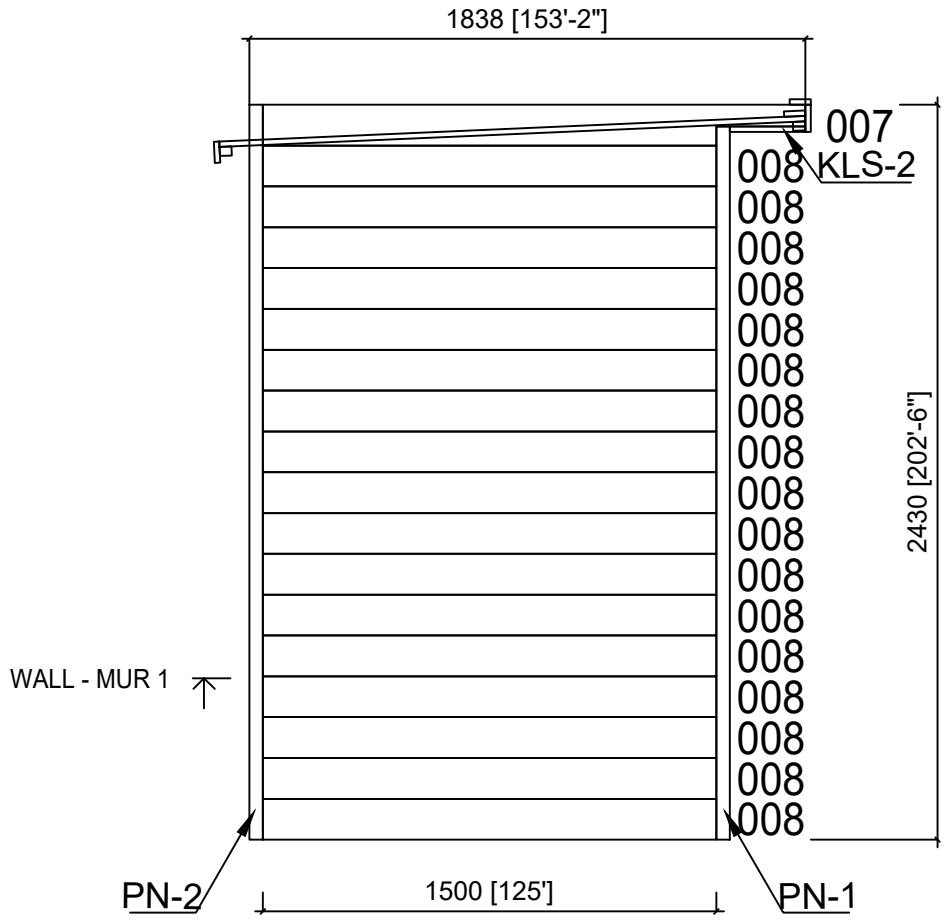

Name/Code-Nom/Code	4472860	Sheet–Feuille	7
Drawing-Dessin	WALL - MUR 1	Scale-Échelle	1:25
Material-Matériau	44x135 [1.7"x5.3"]	Date	06.10.2026
Drawn-Dessiné	SRM	File	4472860.dwg

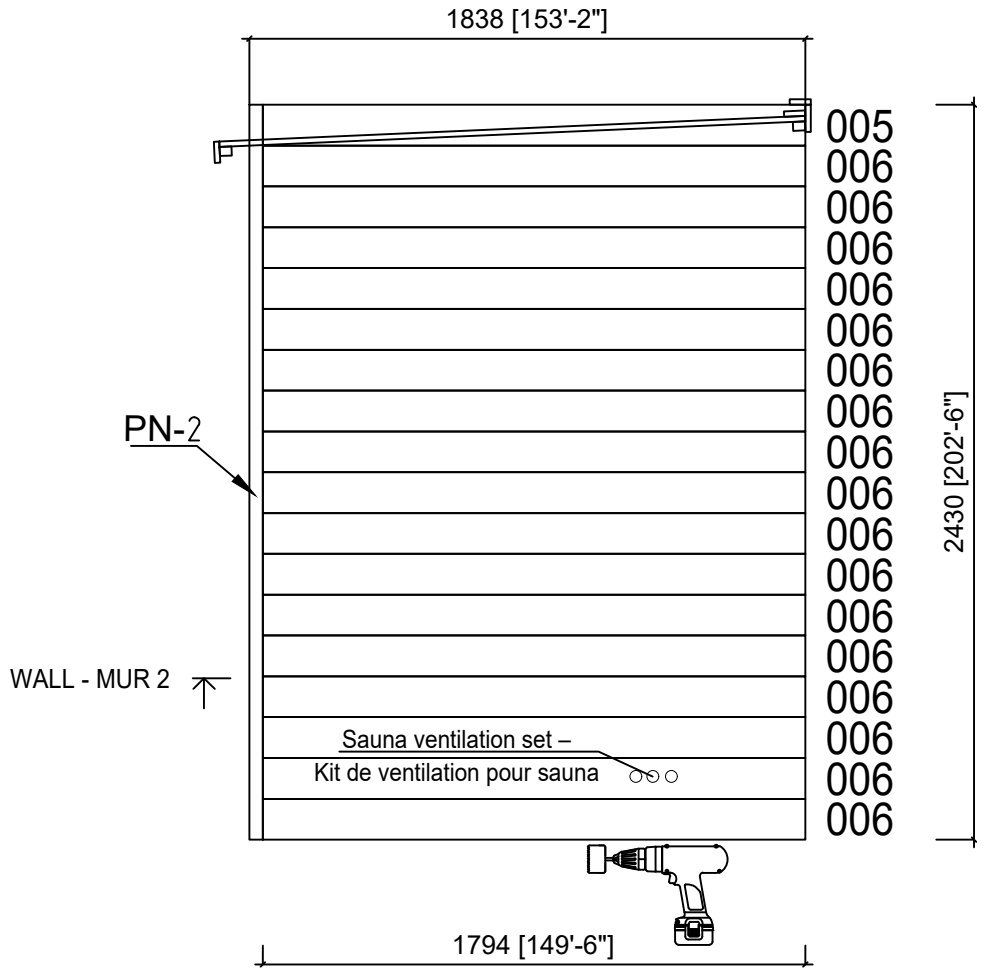

Note: The locations of the ventilation openings indicated on the drawing are advisory; milling is carried out on-site according to the type of heater and the manufacturer's instructions! –
Note : Les emplacements des ouvertures de ventilation indiqués sur le plan sont indicatifs, le fraisage est effectué sur place en fonction du type de poêle et des instructions du fabricant !

Name/Code-Nom/Code	4472860	Sheet–Feuille	8
Drawing-Dessin	WALL - MUR 2	Scale-Échelle	1:25
Material-Matériau	44x135 [1.7"x5.3"]	Date	06.10.2026
Drawn-Dessiné	SRM	File	4472860.dwg

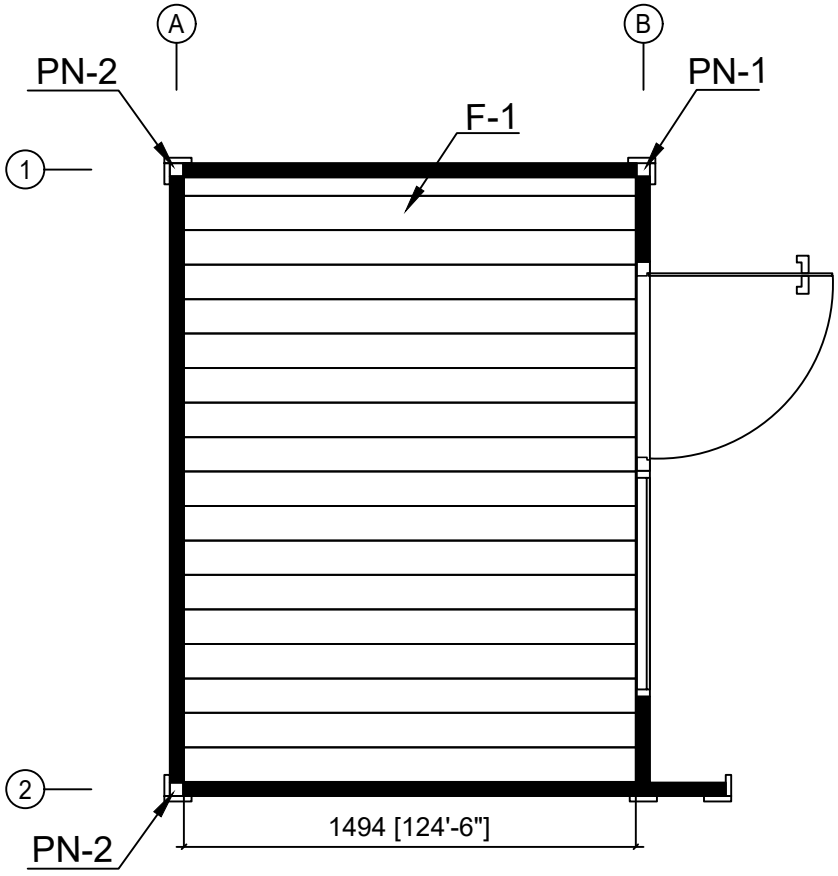

Name/Code-Nom/Code: 4472860	Sheet–Feuille: 9
Drawing-Dessin: FLOORBOARD - LAME DE PLANCHER	Scale-Échelle: 1:25
Material-Matériau: 88x18 [3.5" x 0.7"] or-ou 114x18 [4.5" x 0.7"]	Date: 06.10.2026
Drawn-Dessiné: SRM	File: 4472860.dwg

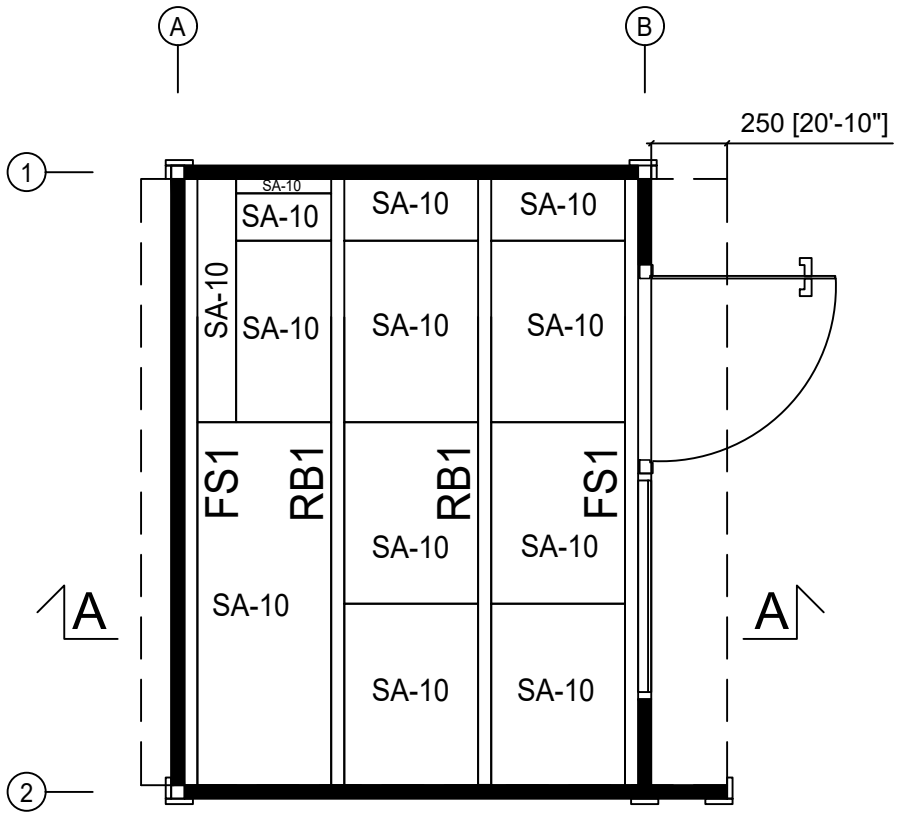

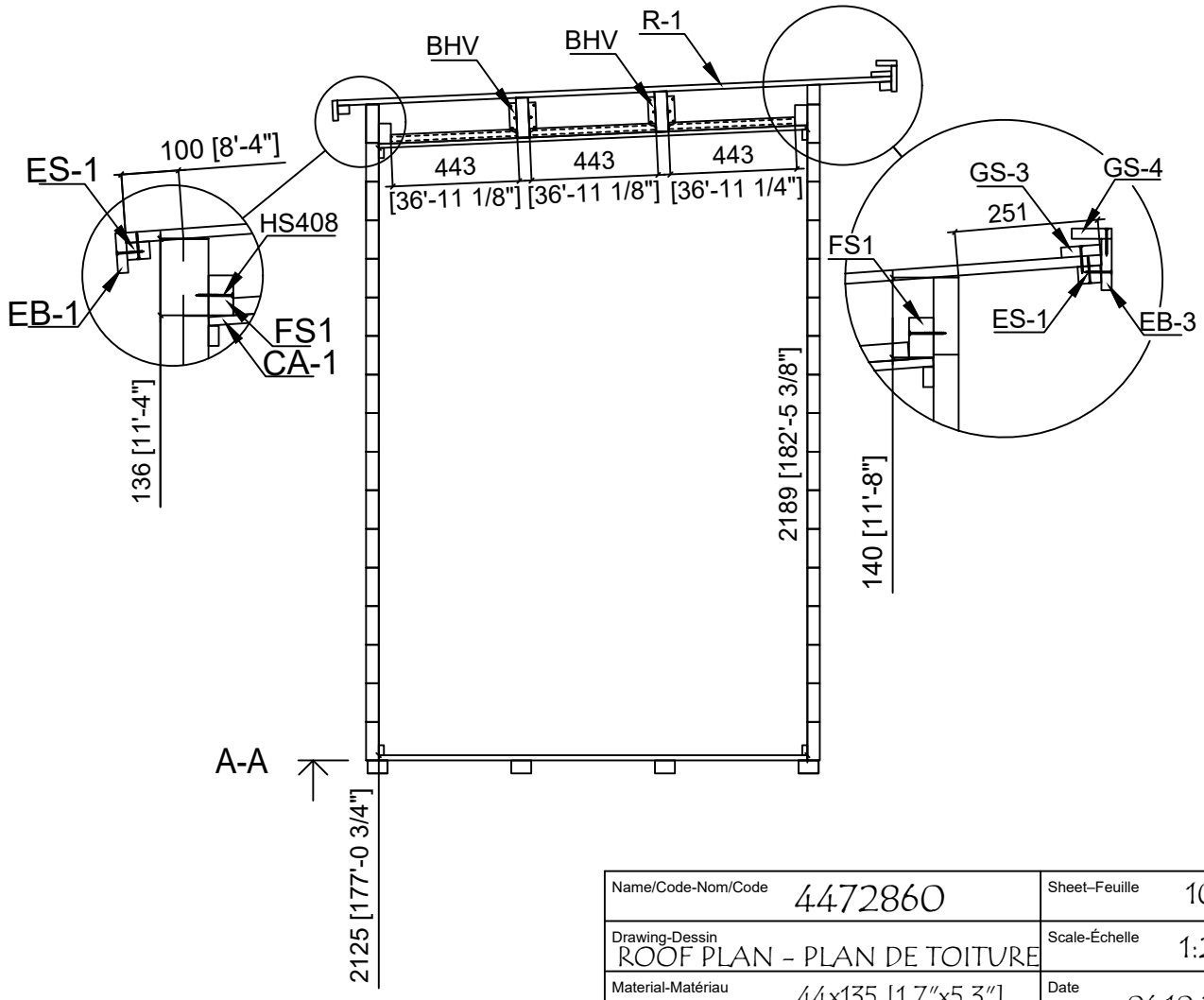

Name/Code-Nom/Code	4472860	Sheet–Feuille	10
Drawing-Dessin	ROOF PLAN - PLAN DE TOITURE	Scale-Échelle	1:25
Material-Matériau	44x135 [1.7"x5.3"]	Date	06.10.2026
Drawn-Dessiné	SRM	File	4472860.dwg

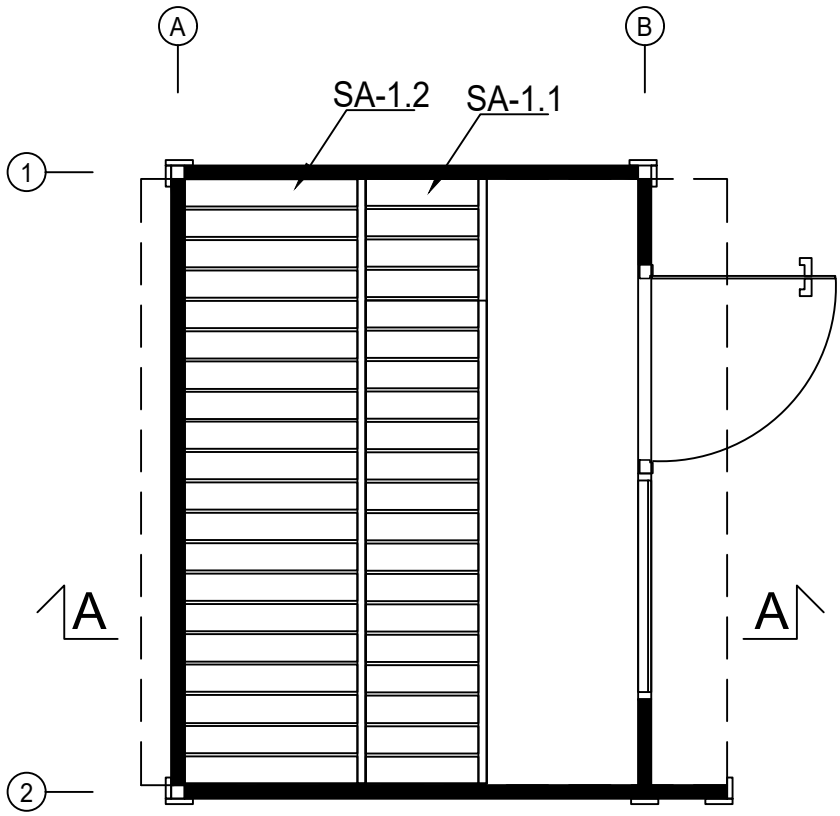

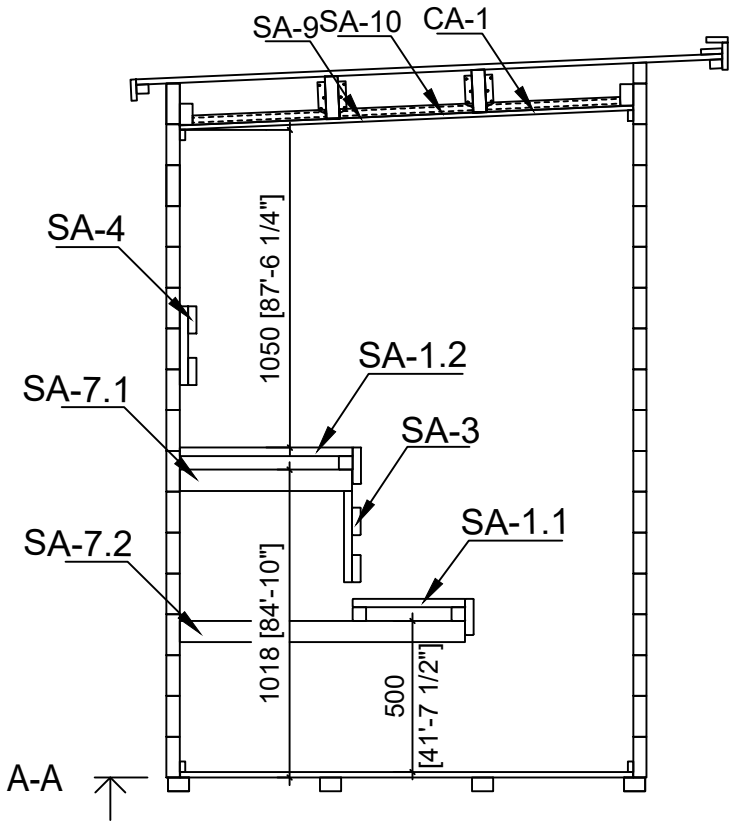

Name/Code-Nom/Code	4472860	Sheet–Feuille	11
Drawing-Dessin	SAUNA INT. - INT. SAUNA	Scale-Échelle	1:25
Material-Matériau	44x135 [1.7"x5.3"]	Date	06.10.2026
Drawn-Dessiné	SRM	File	4472860.dwg

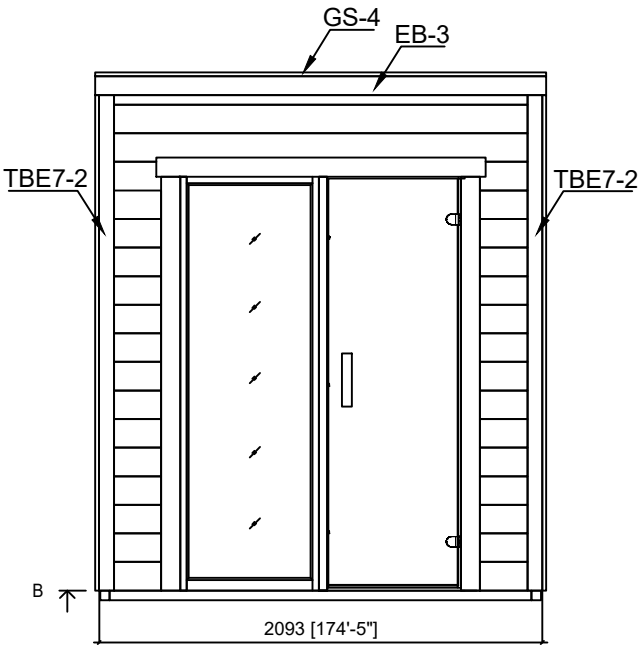

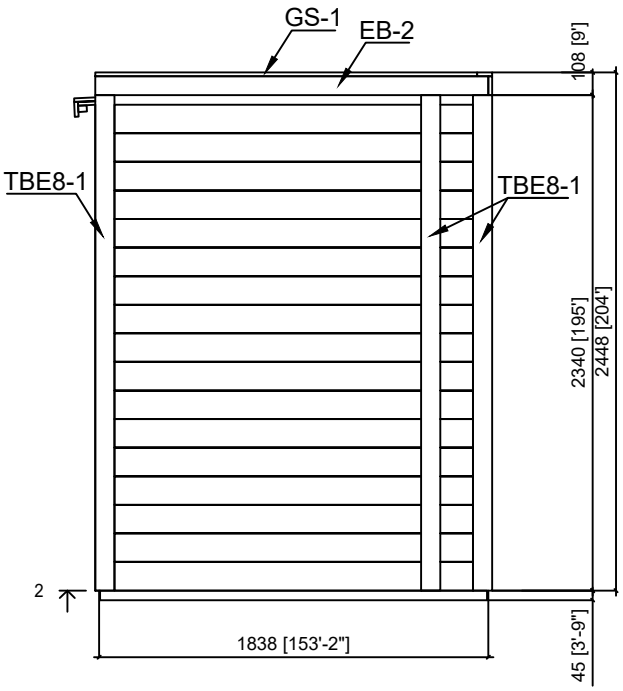

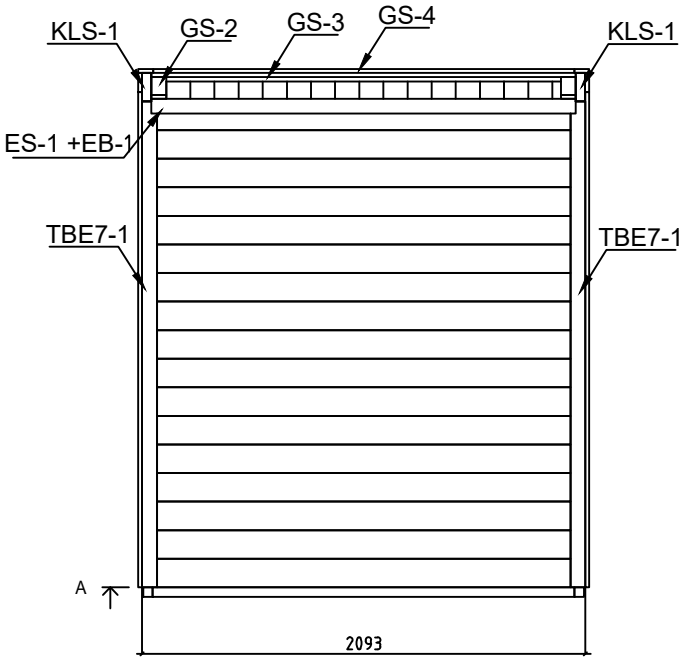

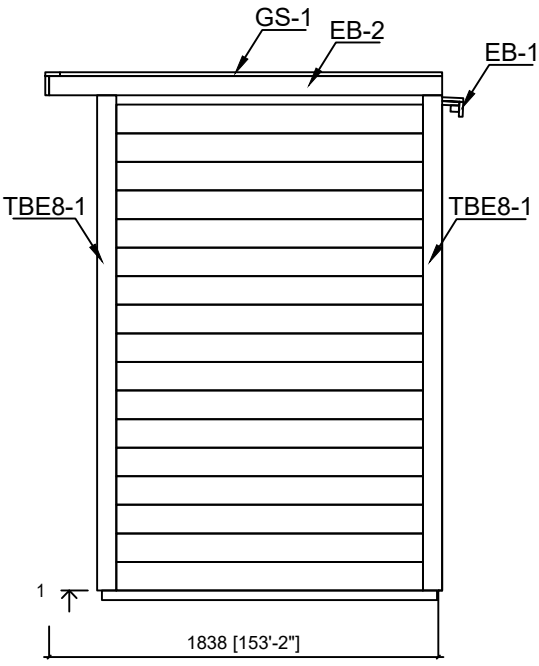

Name/Code-Nom/Code	4472860	Sheet–Feuille	12
Drawing-Dessin	ELEVATIONS – FAÇADES	Scale-Échelle	1:25
Material-Matériau	44x135 [1.7"x5.3"]	Date	06.10.2026
Drawn-Dessiné	SRM	File	4472860.dwg

POS	PIECE LIST – LISTE DES PIÈCES 4472860	Pcs. Pc.	Profile Profil (mm)	Length Longueur (mm)
001		1	44x135 [1.7"x5.3"]	2005 [6'-6.9"]
002		18	44x135 [1.7"x5.3"]	2005 [6'-6.9"]
003		1	44x68 [1.7"x2.7"]	2005 [6'-6.9"]
004	ADDITIONAL TIMBER BEAM - POUTRE ADDITIONNELLE 	1	44x135 [1.7"x5.3"]	2005 [6'-6.9"]
005		1	44x135 [1.7"x5.3"]	1794 [5'-10.6"]
006		17	44x135 [1.7"x5.3"]	1794 [5'-10.6"]
007		1	44x135 [1.7"x5.3"]	1794 [5'-10.6"]
008		17	44x135 [1.7"x5.3"]	1500 [4'-11.1"]
009		30	44x135 [1.7"x5.3"]	285 [11.2"]
SH	DRIVING BLOCK - CALE DE FRAPPE 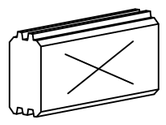	2	44x135 [1.7"x5.3"]	300 [11.8"]
FBI1	FLOOR JOISTS TREATED - LAMBOURDES TRAITEES 	4	70x45 [2.8"x1.8"]	1993 [6'-6.5"]
FBI2	FLOOR JOISTS TREATED - LAMBOURDES TRAITEES 	1	45x45 [1.8"x1.8"]	1578 [5'-2.1"]
FBI3	FLOOR JOISTS TREATED - LAMBOURDES TRAITEES 	1	45x45 [1.8"x1.8"]	1833 [6'-0.2"]
FS1	FIXING STRIP - LISTEL DE FIXATION 	2	43x70 [1.7"x2.8"]	2005 [6'-6.9"]
RB1	MAIN PURLINS - PANNES PRINCIPALES 	2	43x140 [1.7"x5.5"]	2004 [6'-6.9"]
R-1	ROOF BOARD - VOLIGE	23+1 18+1	88x18 [3.5"x0.7"] 114x18 [0'-4.5" x 0'-0.7"]	1940 [6'-4.4"]
F-1	FLOORBOARD - LAME DE PLANCHER	23+1 18+1	88x18 [3.5"x0.7"] 114x18 [0'-4.5" x 0'-0.7"]	1494 [4'-10.8"]
FF-1	FLOOR FILLET – PLINTHE DE SOL 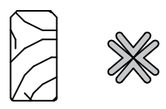		18x35 [0.7"x1.4"]	16,0 [52'-5.9"] Rm/ Ml
KLS-1	COVERING BOARD - PROFILS DE FINITION 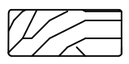	2	18x44 [0.7"x1.7"]	135 [5.3"]
KLS-2	COVERING BOARD - PROFILS DE FINITION 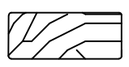	1	18x44 [0.7"x1.7"]	250 [9.8"]
KLS-3	COVERING BOARD - PROFILS DE FINITION 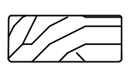	2	18x44 [0.7"x1.7"]	2025 [6'-7.7"]
TBE7-1	CORNER FILLET - BAGUETTE DE FIXATION DU ANGLE 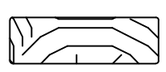	2	18x70 [0.7"x2.8"]	2295 [7'-6.4"]
TBE7-2	CORNER FILLET - BAGUETTE DE FIXATION DU ANGLE 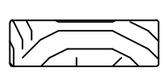	2	18x70 [0.7"x2.8"]	2340 [7'-8.1"]

Name/Code-Nom/Code	4472860	Date	06.10.2026	Sheet–Feuille	1/3

POS	PIECE LIST – LISTE DES PIÈCES 4472860		Pcs. Pc.	Profile Profil (mm)	Length Longueur (mm)
TBE8-1	CORNER FILLET - BAGUETTE DE FIXATION DU ANGLE		5	18x90 [0.7"x3.5"]	2340 [7'-8.1"]
PN-1	CORNER POST - POTEAU D ANGLE		1	43x43 [1.7"x1.7"]	2360 [7'-8.9"]
PN-2	CORNER POST - POTEAU D ANGLE		2	43x43 [1.7"x1.7"]	2430 [7'-11.7"]
EB-1	EAVES BOARD - PLANCHE D EGOUT		1	18x70 [0.7"x2.8"]	2005 [6'-6.9"]
EB-2	EAVES BOARD - PLANCHE D EGOUT	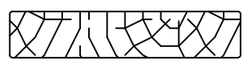	2	18x90 [0.7"x3.5"]	1856 [6'-1.1"]
EB-3	EAVES BOARD - PLANCHE D EGOUT		1	18x90 [0.7"x3.5"]	2130 [6'-11.9"]
ES-1	EAVES STRIP – BANDE DE RIVE	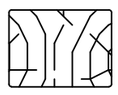	2	30x40 [1.2"x1.6"]	2005 [6'-6.9"]
GS-1	ROOFING FELT FILLET – TASSEAU DE COUVERTURE	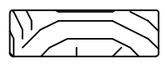	2	18x70 [0.7"x2.8"]	1805 [5'-11.1"]
GS-2	ROOFING FELT FILLET – TASSEAU DE COUVERTURE		2	18x70 [0.7"x2.8"]	1890 [6'-2.4"]
GS-3	ROOFING FELT FILLET – TASSEAU DE COUVERTURE		1	18x70 [0.7"x2.8"]	2005 [6'-6.9"]
GS-4	ROOFING FELT FILLET – TASSEAU DE COUVERTURE	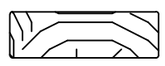	1	18x70 [0.7"x2.8"]	2130 [6'-11.9"]
HS34	SCREW FOR COVERING BOARD - VIS POUR PROFILS DE FINITION / KLS	120 	224	Ø4.5x50 [#9 x 2"]	
	SCREW FOR COVERING MOULDING - VIS DE FIXATION POUR PROFILS DE FINITION	40			
	SCREW FOR EAVES BOARDS - VIS DE FIXATION POUR BANDEAU DE TOIT / EB	22			
	SCREW FOR ROOF EDGE REINFORCEMENT - VIS POUR RENFORT DE BORD DE TOIT / ES	10			
	SCREW FOR GABLE COVER BOARD - VIS DE PLANCHE DE COUVERTURE / GS	32			
HS49	SCREW FOR 1. WALL BEAM – VIS DE POUTRE DE PAROI 1	9 	25	Ø5.0x100 [#10 x 4"]	
	SCREW FOR FOUNDATION BEAM – VIS DE SOLIVE DE FONDATION / FBI	16			
HS47	SCREW FOR ROOF FIXING SLAT - VIS POUR TASSEAU FIXATION VOLIGE / FS1, FS2	14 	268	Ø5x80 [#10 x 3 1/8"]	
	SCREW FOR WALL MOUNTING - VIS DE FIXATION AU MUR	254			
HS25	SCREW FOR JOIST HANGER – VIS POUR SABOT DE CHARPENTE / BVH		40	ø4.5x35 [#9 x 1 3/8"]	
NF32	NAIL FOR ROOF BOARD - NAIL FOR ROOF BOARD / R	110 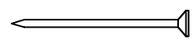	220	Ø2.5x60 [#12 x 2 3/8"]	
	NAIL FOR FLOORBOARD - NAIL FOR FLOORBOARD / F	110			

Name/Code-Nom/Code	4472860	Date	06.10.2026	Sheet–Feuille	2/3

POS	PIECE LIST – LISTE DES PIÈCES 4472860	Pcs. Pc.	Profile Profil (mm)	Length Longueur (mm)
NF21	NAIL FOR FLOOR STRIPS – CLOU POUR PLINTHES DE SOL / FF	30	Ø2x40 [#14 x 1 9/16"]	
BHV	BEAM HOLDER - SUPPORT EN U GALVANISÉ 	4		
AST_PRE	WINDOW - FENETRE [2'-3.6"x6'-6.7"] FIXED - FIXE	1	500x2000	
SAUNA	DOOR - PORTE [2'-3.2"x6'-6.3"] RIGHT HANDED – DROITE	1	690x2000	

